



**X-tra fil**

LIGHT-CURING POSTERIOR RESTORATIVE



# x-tra fil®

## ECONOMICAL – QUICK – CLEVER

The balance between your costs and the actual achieved return with posterior restorations is a very familiar issue. The patient's desire for an amalgam-free restoration, but at an amalgam price is also a factor in this equation. A decision must be made: Use a composite that must be placed in small increments in the cavity and individually light polymerised or make compromises, such as using a non-composite material. With x-tra fil, we offer a real alternative without compromises!

### The real alternative without compromises!

The light-curing, hybrid composite with high radiopacity was especially developed for quick use in the posterior area. Excellent handling, outstanding curing depth and low shrinkage distinguish x-tra fil from the rest. The cost-effective, universal composite permits tooth-shaded posterior restorations without economic disadvantages for your surgery. The material's high translucency produces a chameleonic shade match to the surrounding tooth substance. The aesthetics obtained are thus more than acceptable as an alternative to an amalgam filling for cost-conscious patients.

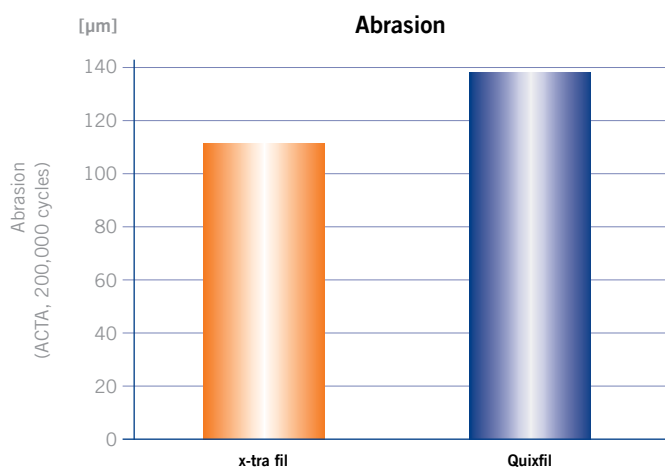
### Quick and economical

x-tra fil offers the possibility to safely light-cure increments of up to 4 mm in thickness in only one work step. Combined with an exposure time of only 10 seconds (minimum light output 800 mW/cm<sup>2</sup>), the result is extremely fast work. The working

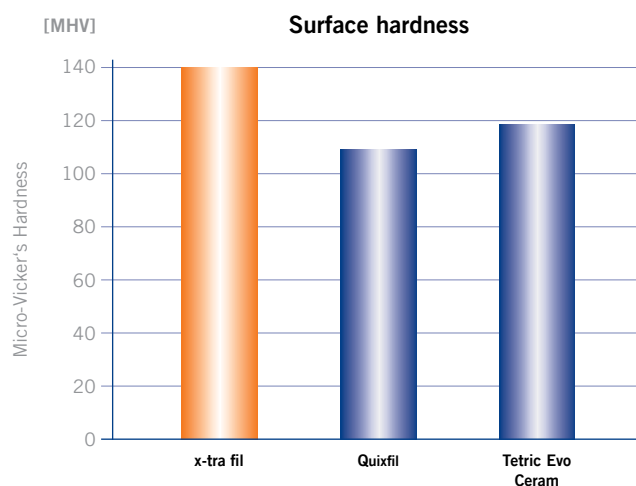
time can be further reduced in comparison to conventional posterior restorations by combining x-tra fil with any VOCO Futurabond *SingleDose* adhesive. The unproblematic handling of x-tra fil and the reduced application time associated with using a bond from the Futurabond line collectively contribute to outstanding, cost-effective restoration fabrication.

### Safe and durable

x-tra fil's excellent physical properties are achieved through the combination of a new multi-hybrid filler technology with an innovative initiator system for photopolymerisation. The resulting reduced shrinkage stress delivers the foundation for durable restorations with tight marginal seals. The physical stability and high resistance to abrasion have been fine-tuned to meet the special requirements of load-bearing restorations. Due to its high radiopacity, x-tra fil can clearly be distinguished from tooth substance on an x-ray.



Source: Dr. M. Rosentritt, University of Regensburg (Germany), 2005  
Quixfil and Tetric Evo Ceram are not registered trademarks of VOCO GmbH.



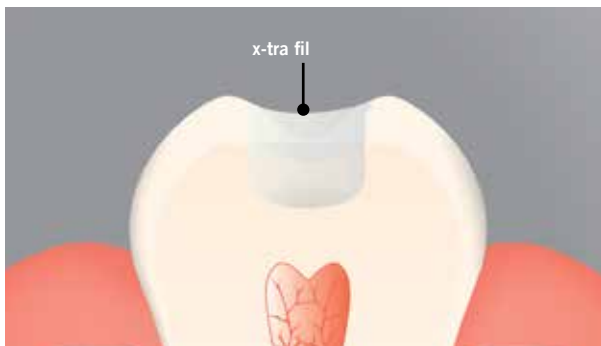
Source: Prof. Behrend, University of Rostock (Germany), 2005

## x-tra fil®

### GIVES YOU THE CHOICE

x-tra fil is the perfect choice for a first-class alternative to amalgam and in situations that require quick, economical and equally reliable results. Due to its outstanding physical properties in contrast to other materials, x-tra fil additionally allows you the following choice:

#### You decide



**Either ...** You build the complete restoration with x-tra fil (4 mm thick increment in 10 seconds) and, in addition to its low shrinkage stress, especially rely on x-tra fil's high surface hardness and accompanying low abrasion.



**Or ...** You use x-tra fil as a quick bulk liner and subsequently apply a highly aesthetic universal composite, such as Grandio or GrandioSO, as a cover layer.

#### x-tra fil® in use



1  
Tooth 26 with an amalgam restoration in need of replacement



2  
The glistening surface indicates excellent wetting with the bond before polymerisation



3  
Modelling the marginal ridge against the matrix



4  
Filling the cavity in 4 mm increments



5  
Filling the palatal cavity



6  
Finished treatment with x-tra fil

## x-tra fil®

### LIGHT-CURING POSTERIOR RESTORATIVE

In addition to the posterior restoration indication, x-tra fil can also be used with so-called non-compliance patients, due to its time-saving process. The material is also well-suited for cost-saving core build-up.

#### Indications

Load-bearing, posterior Class I and II restorations

Core build-up

#### Your advantages

- **Cost-effective**  
Tooth-shaded posterior restorations with an attractive cost-performance ratio
- **Quick**  
4 mm layers are cured in 10 seconds
- **Clever**  
Simple handling, excellent physical properties



#### Presentation

REF 1739 Syringe 10 × 5 g

REF 1740 Syringe 5 g

REF 1741 Caps 20 × 0.25 g

VOCO GmbH  
Anton-Flettner-Straße 1-3  
27472 Cuxhaven  
Germany

Tel.: +49 (0) 4721-719-0  
Fax: +49 (0) 4721-719-140

info@voco.com  
www.voco.com

Available from: